

DAC220 LED

134-1431

1/4

we-ef



Description

IP65, Class I, IK07. Marine-grade, die-cast aluminium alloy. 5CE superior corrosion protection including PCS hardware. Silicone rubber gasket. PMMA-LED lens array. Safety glass lens, hinged. Frame with safety catch. Two cable entries.

Beam Type

-

Lamp Type

LED-12/24W / 700 mA - 4000 K

Gear Type

EC

Nominal Luminous Flux (lm)

LED Lumens 245.9 lm

LEDs 12

Total Lumens 2951 lm

Tj 85 °C

Rated Luminous Flux (lm)

LED Lumens 217.5 lm

Total Lumens 2610 lm

Ta 25 °C

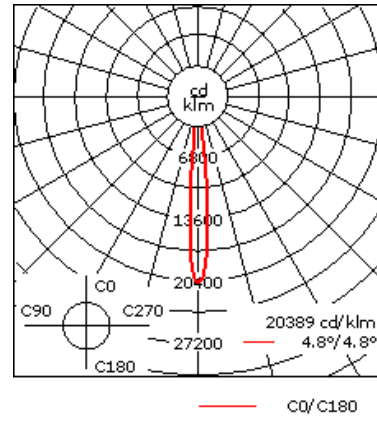
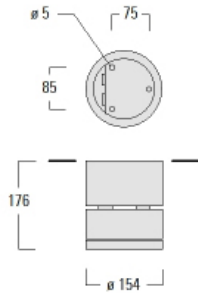
Rated Input Power

28 W

DAC220 LED

134-1431

2/4



Material Specification

Body:	Marine-grade die-cast aluminium alloy
Weight (kg):	2.90
Gasket:	Silicone rubber gasket
Fasteners:	PCS Polymer Coated Stainless Steel Hardware
Ingress protection:	IP65
Impact protection:	IK07
Corrosion protection:	5CE

Electrical Specification

Power supply:	220-240V / 50-60 Hz
Ballast:	Integral EC electronic converter in thermally-separated compartment
Cable:	Two cable entries

Optical Accessories

Surface wash lens IO-360

Broadens light distribution in all planes. Does not fit in combination with [B] lens.

C1

■ **134-1440** Flood lens IO-360

105



C1

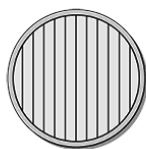
Linear spread lens IO-180

Broadens light distribution in one plane only. Internal component, factory installed.

C1

■ **134-1381** Linear spread lens IO-180

105



C1

Wallwash lens IO-20

Specifically developed for the lighting of architectural surfaces, in combination with WE-EF [M] symmetric medium beam LED optics. Luminaires fitted with the IO-20 wallwash lens are typically positioned at $0.125 \times h$ away from the target surface and spaced up to $1.75 \times d$ apart: h = height of wall/target surface $d = 0.125 \times h$ = distance from the wall/target surface $s = 1.75 \times d$ = spacing between luminaires The IO-20 LED wallwash lens is factory-installed within the luminaire. The factory-sealed qualities and advantages of the luminaire are fully maintained.

DAC220 LED

134-1431

4/4



C1

■ **134-1491** Wallwash lens 10-20°

105



C1