

NOVELTY



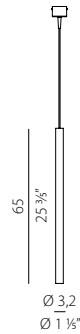
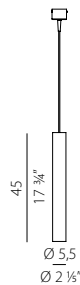
Lampada a sospensione in alluminio estruso disponibile in diametro 22mm/32 mm e rispettive lunghezze 850mm/650mm.
Lampada a sospensione e plafone alluminio estruso con diametro 55 mm e lunghezza 450 mm. La versione con diametro 55mm prevede la possibilità di installare tre ottiche con fascio 25°, 34°, 48°. Sorgente luminosa composta da modulo LED ad elevate prestazioni CRI>90 2700K. Rosone con driver ON/OFF integrato nella versione diametro 22mm. Driver ON/OFF integrato nel cilindro nella versione 32mm e 55mm. Finitura con vernice poliacrilica in nero gommato o bianco o finitura in foglia oro decorata a mano. Cavo elettrico trasparente ultrasottile. Ideale per ristoranti, zone living, camere da letto o per creare grandi composizioni a cascata.

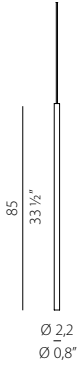
Aluminum extruded suspension lamp in 22mm/32mm diameter (si potrebbe usare simbolo diametro) and respectively 850mm/650mm length. Aluminum extruded suspension and ceiling lamp in 55mm diameter and length 450mm. The version in diameter 55mm is available with three different beam angles 25°, 34°, 48°. Light sources made of highly performing LED module with CRI>90 2700K. Canopy with ON/OFF driver integrated in the version 22mm diameter. Integrated ON/OFF driver inside the cylinder for the versions 32mm and 55mm. Finish in polyacrylic rubber black paint or polyacrylic white or hand-made decorated in golden leaf. Ultra-thin transparent electrical cable. Ideal for restaurants, living areas, bedrooms, and to create big cascading compositions.

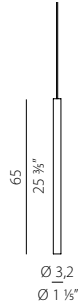
PAGE CATALOGUE 66

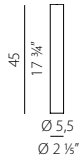
CODICE
CODEFONTI LUMINOSE
LIGHT SOURCES

Kgn

L02501.085.0501Potenza assorbita apparecchio / Luminaire power consumption 4W
Flusso luminoso apparecchio / Luminaire luminous flux 220 lm
2700K Ra 90 220-240V**L02504.085.0501****L02521.085.0501****L02601.065.0501**Potenza assorbita apparecchio / Luminaire power consumption 7W
Flusso luminoso apparecchio / Luminaire luminous flux 440 lm
2700K Ra 90 220-240V**L02604.065.0501****L02621.065.0501****L02701.045.1701**Potenza assorbita apparecchio / Luminaire power consumption 10W
Flusso luminoso apparecchio / Luminaire luminous flux 900 lm
2700K Ra 90 FL 34° 220-240V**L02704.045.1701****L02721.045.1701**

	CODICE CODE	FONTI LUMINOSE LIGHT SOURCES	Kgn
 <p>No rosone/driver No canopy/no driver</p>	M02501.085.0510	Potenza assorbita apparecchio / Luminaire power consumption 2,8W	
	M02504.085.0510	Flusso luminoso apparecchio / Luminaire luminous flux 220 lm 2700K Ra 90 24V	
	M02521.085.0510		

	M02601.065.0510	Potenza assorbita apparecchio / Luminaire power consumption 5,3W	
	M02604.065.0510	Flusso luminoso apparecchio / Luminaire luminous flux 440 lm 2700K Ra 90 24V	
	M02621.065.0510		

	P02701.045.1701	Potenza assorbita apparecchio / Luminaire power consumption 10W	
	P02704.045.1701	Flusso luminoso apparecchio / Luminaire luminous flux 900 lm 2700K Ra 90 FL 34° 220-240V	
	P02721.045.1701		

Per progetti a richiesta ottiche a 25° e 48° / For project, beam angles 25°, 48° on request

Fotometrie e Classi Energetiche disponibili www.panzeri.it / Photometric data and Energy Label available at www.panzeri.it

CODICI COLORI DISPONIBILI / COLOUR CODES AVAILABLE

01 Bianco / White
04 Nero gommato / Rubber black
21 Foglia oro / Gold leaf